

Tabletop cutout placement

ocee & four
DESIGN

Content

Rectangular tables (FourReal®, Four®Learning, Four®Eating, Four®Meeting, Four®Standing, Four®Mat FourFold®)	3 ↗
FourReal® Flex (FourReal® Flex, FouReal® A Flex)	4 ↗
FourFold® Trapez	5 ↗
FourFold® Taper	6 ↗
FourReal® 741 Flake diamond	7 ↗
FourReal® 741 Flake elipse	8 ↗
FourReal® 741 Flake half elipse	9 ↗
FourUs® Pivot Table	10 ↗

All rectangular tables*

This is the tabletop viewed from above. The cutout will be placed as close to the center of the chosen area(s) as possible.

Please note: Some cutouts may need to be moved if they interfere with other table components.

We will optimise the placement of the cutout based on the type and size of the table to ensure a better experience.

** FourReal® Flex, FouReal® A Flex is not included, please see page 4.*

	1	2	3	4	5
A	A1	A2	A3	A4	A5
B	B1	B2	B3	B4	B5
C	C1	C2	C3	C4	C5

Chair side on learning etc.

FourReal® Flex / A Flex

This is the tabletop viewed from above. The cutout will be placed as close to the center of the chosen area(s) as possible.

Please note: Some cutouts may need to be moved if they interfere with other table components.

We will optimise the placement of the cutout based on the type and size of the table to ensure a better experience.

	1	2	3	4	5
A	A1	A2	A3	A4	A5
B	B1	B2	B3	B4	B5
C	C1	C2	C3	C4	C5
D	D1	D2	D3	D4	D5
E	E1	E2	E3	E4	E5

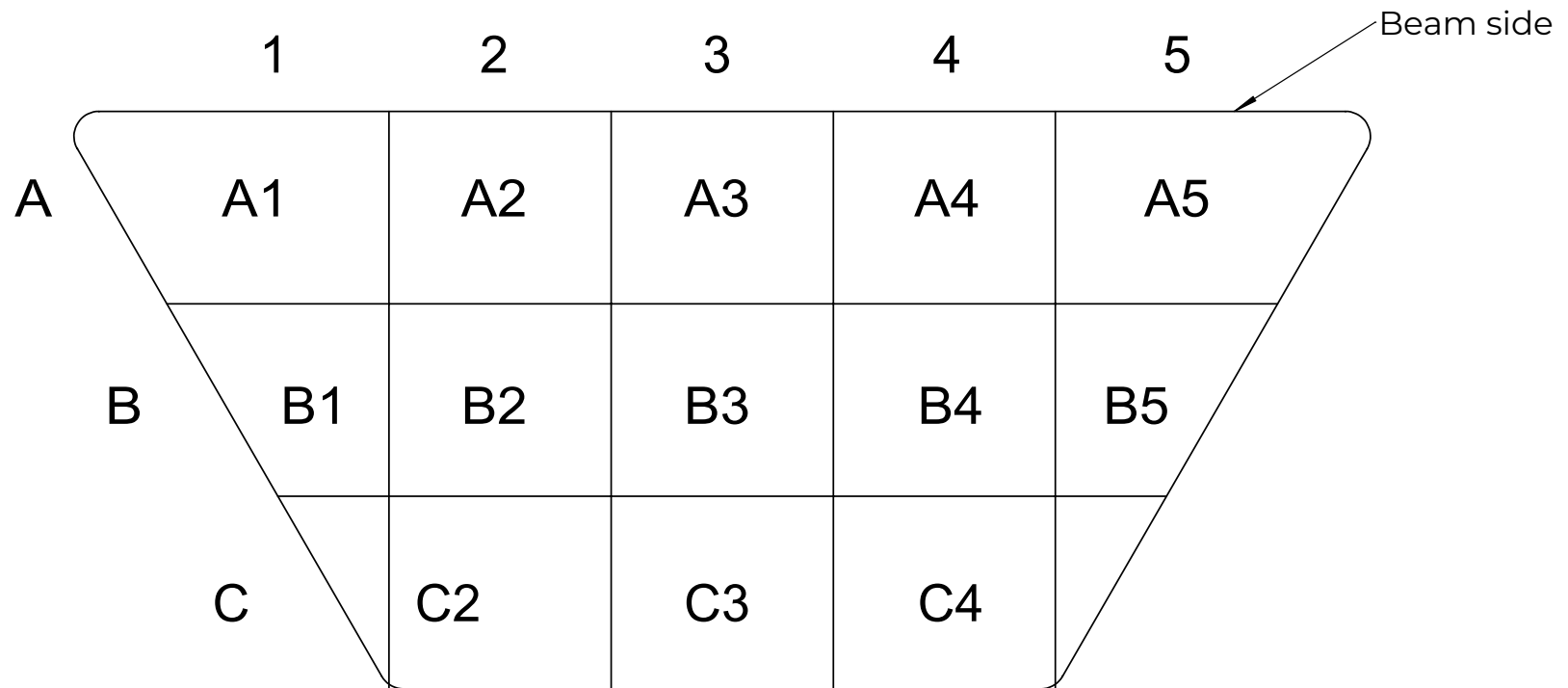
(Cutouts are only available without the 25 mm gap)

FourFold® Trapez

This is the tabletop viewed from above. The cutout will be placed as close to the center of the chosen area(s) as possible.

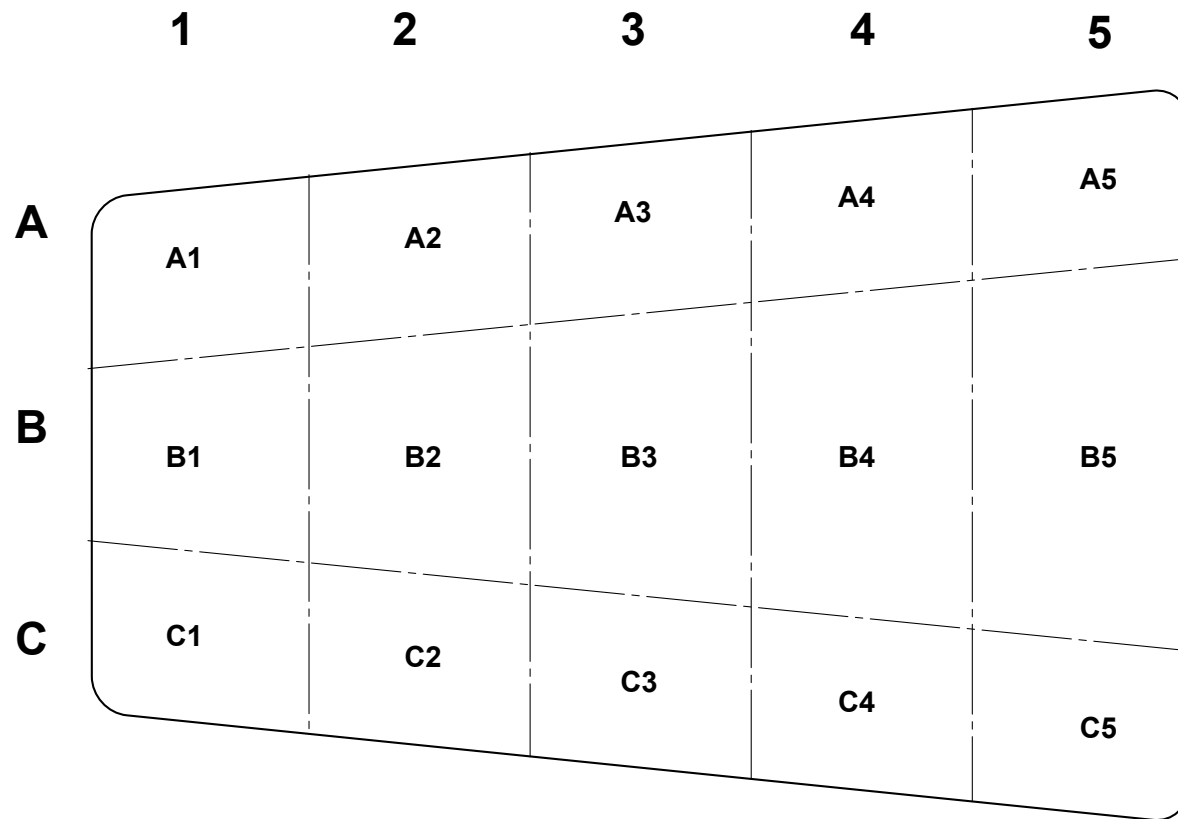
Please note: Some cutouts may need to be moved if they interfere with other table components.

We will optimise the placement of the cutout based on the type and size of the table to ensure a better experience.



FourFold® Taper

This is the tabletop viewed from above. The cutout will be placed as close to the center of the chosen area(s) as possible.
Please note: Some cutouts may need to be moved if they interfere with other table components.
We will optimise the placement of the cutout based on the type and size of the table to ensure a better experience.

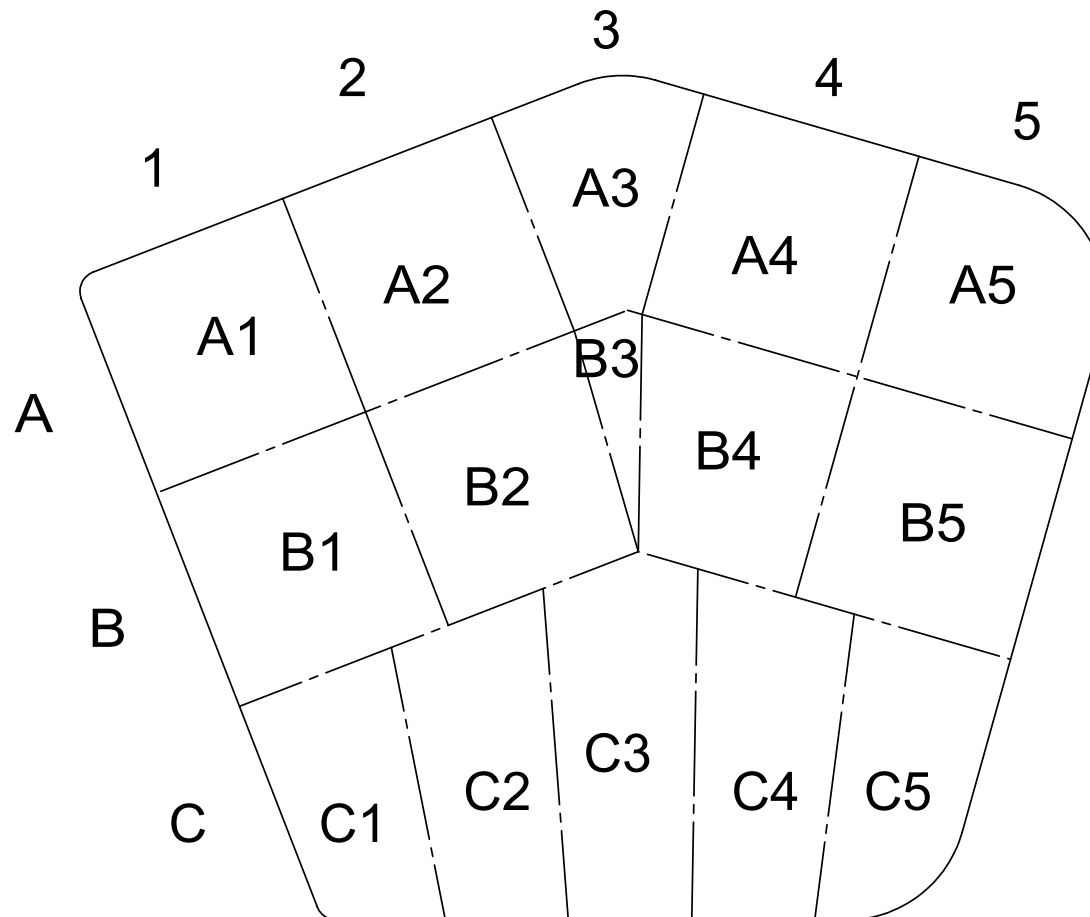


FourReal® 741 Flake Diamond

This is the tabletop viewed from above. The cutout will be placed as close to the center of the chosen area(s) as possible.

Please note: Some cutouts may need to be moved if they interfere with other table components.

We will optimise the placement of the cutout based on the type and size of the table to ensure a better experience.

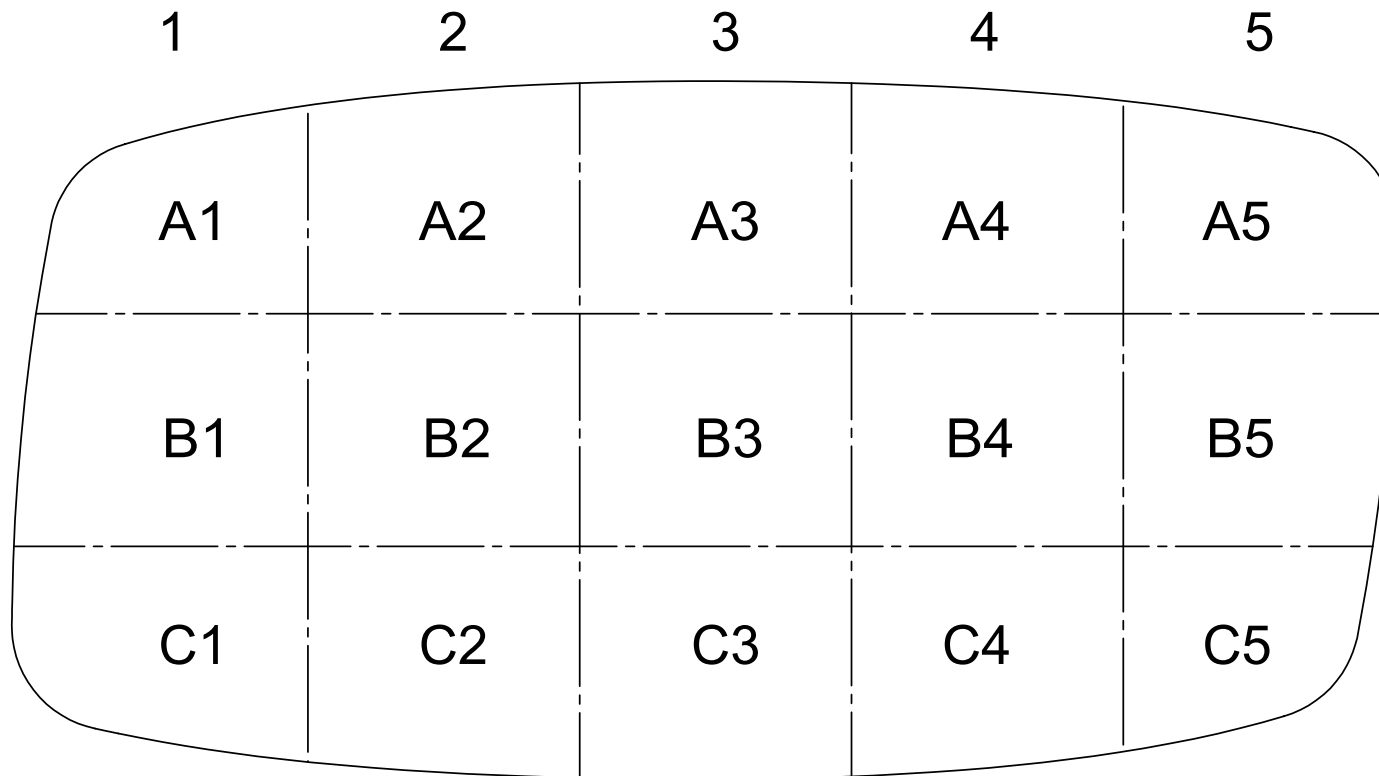


FourReal® 741 Flake ellipse

This is the tabletop viewed from above. The cutout will be placed as close to the center of the chosen area(s) as possible.

Please note: Some cutouts may need to be moved if they interfere with other table components.

We will optimise the placement of the cutout based on the type and size of the table to ensure a better experience.

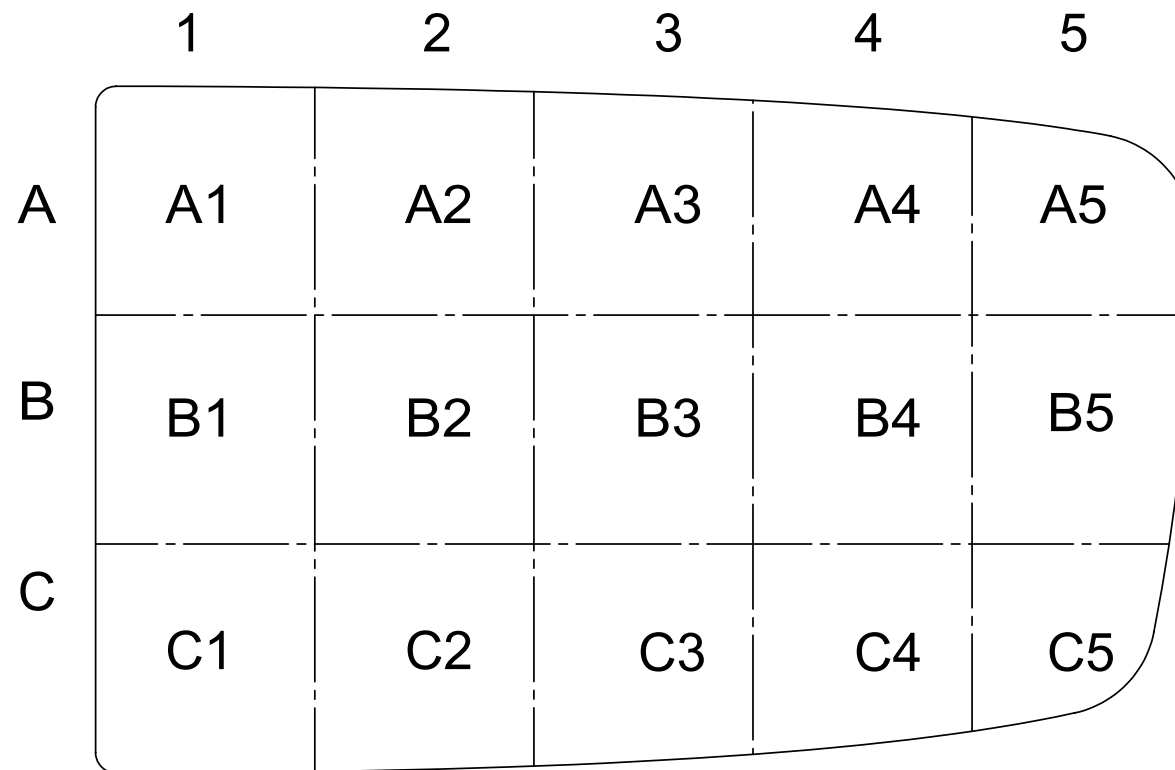


FourReal® 741 Flake half ellipse

This is the tabletop viewed from above. The cutout will be placed as close to the center of the chosen area(s) as possible.

Please note: Some cutouts may need to be moved if they interfere with other table components.

We will optimise the placement of the cutout based on the type and size of the table to ensure a better experience.



FourUs[®] Pivot Table

This is the tabletop viewed from above. The cutout will be placed as close to the center of the chosen area(s) as possible.

Please note: Some cutouts may need to be moved if they interfere with other table components.

We will optimise the placement of the cutout based on the type and size of the table to ensure a better experience.

